

-GENERAL NOTES-

1. This drawing is not to be scaled.
2. Figured dimensions only are to be taken from this drawing.
3. All setting out dimensions are to be checked and confirmed on site prior to commencement of work.
4. Any discrepancies encountered to be brought to the attention of Medite Europe DAC without delay.
5. For Planning Purposes Only

-NOTES-

Original Planning Envelope
Development Area 1

Proposed Alterations Design
Development Area 1 & 2

Proposed Alterations Item (Refer to
Request for Alterations Planning
Statement for Alterations Details;
SLR, July 2025)

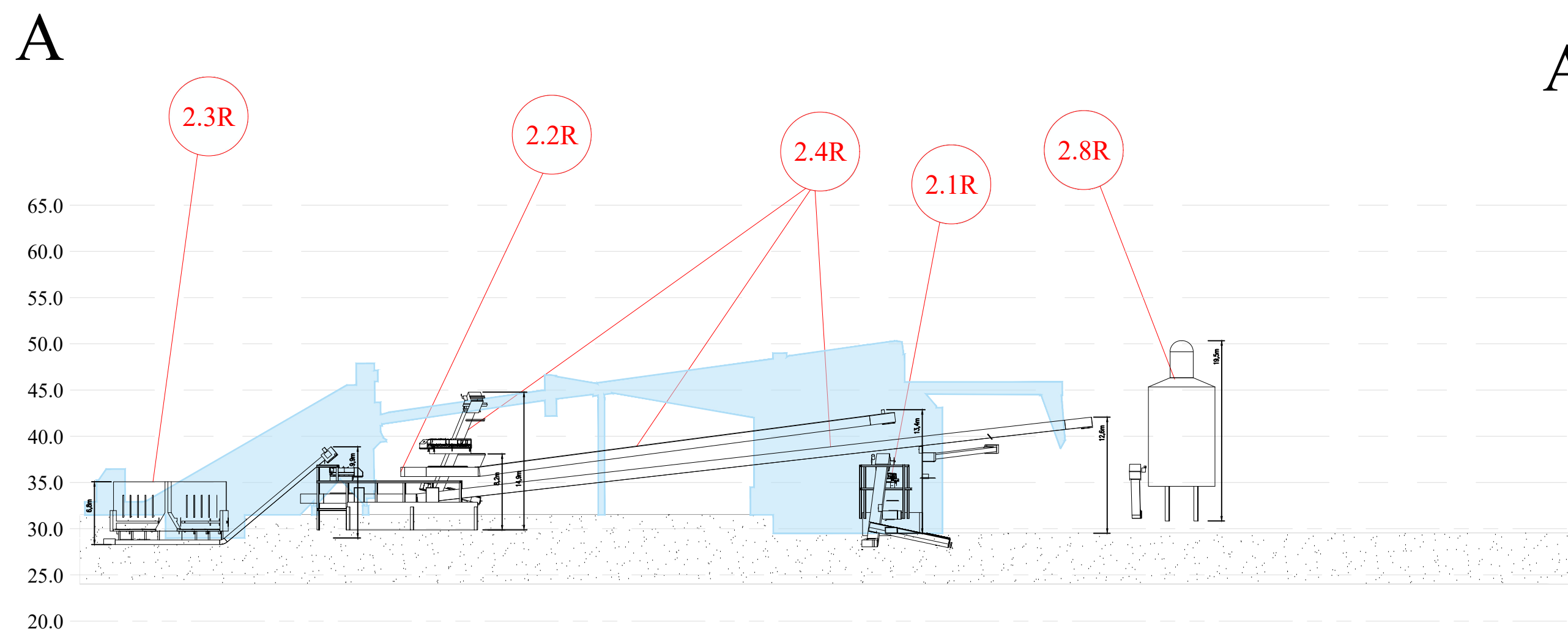
DEVELOPMENT AREA 1

- 2.1R FUEL RECEPTION UNITS
- 2.2R FUEL INFEED HOPPER
- 2.3R WALKING FLOOR INFEED SYSTEM
- 2.4R CONVEYING SYSTEMS #1
- 2.5R CONVEYING SYSTEM #2 (to Line 1 Energy Plant)
- 2.6R CONVEYING SYSTEM #2 (to Line 2 Energy Plant)
- 2.7R PNEUMATIC (DRY FUEL) SYSTEM
- 2.8R EDGE TRIM SILO

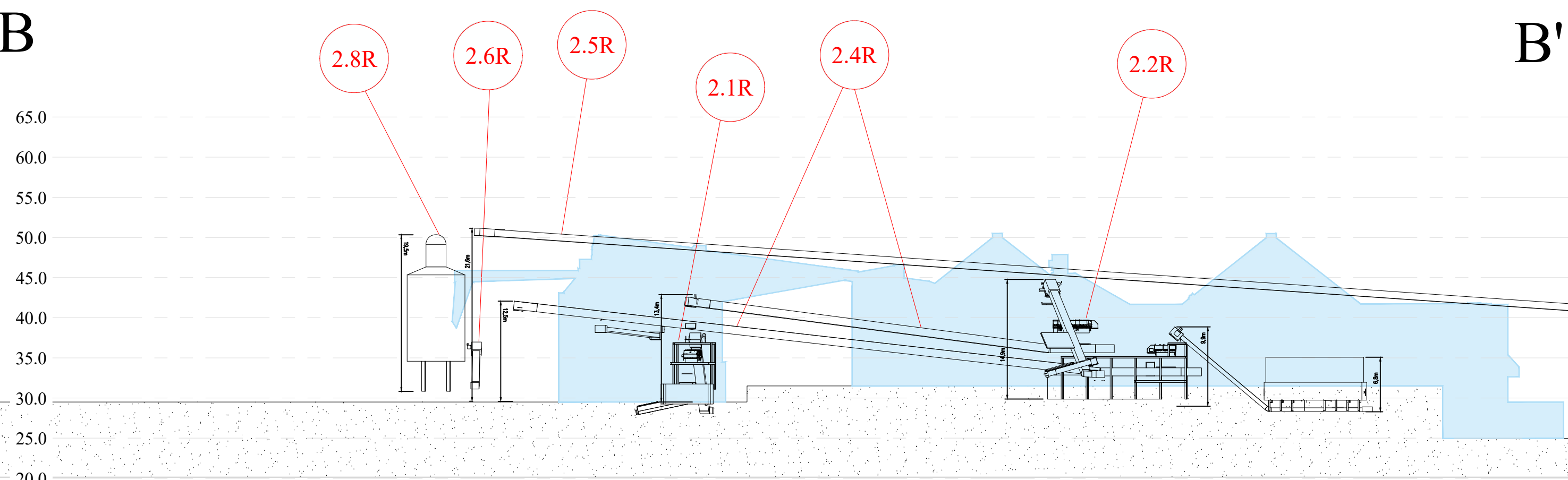
NOTE:
Refer to Drawing PL08B & PL14 for Plan and 3D View

DEVELOPMENT AREA 1

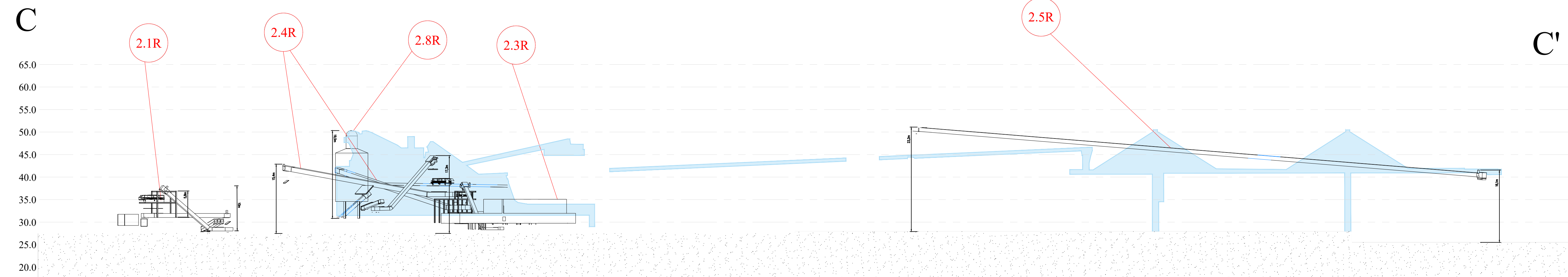
- 2.1R FUEL RECEPTION UNITS
- 2.2R FUEL INFEED HOPPER
- 2.3R WALKING FLOOR INFEED SYSTEM
- 2.4R CONVEYING SYSTEMS #1
- 2.5R CONVEYING SYSTEM #2 (to Line 1 Energy Plant)
- 2.6R CONVEYING SYSTEM #2 (to Line 2 Energy Plant)
- 2.7R PNEUMATIC (DRY FUEL) SYSTEM (#2 Length Alteration Only)
- 2.8R EDGE TRIM SILO



A'



B'



C'

